




ROSEWOOD - 201 (2%)



BURGUNDY - 202 (2%)



SALMON - 203 (1%)



DUSTY ROSE - 204 (1%)



WINDWOOD - 205 (1%)



BURLYWOOD - 206 (1%)



SUEDE - 207 (1%)



TANGLEWOOD - 208 (1%)



LIMESTONE - 209 (1%)




CAPPUCCINO - 210 (2%)



SUNRISE - 211 (2%)



DESERT - 212 (2%)



AMBER - 213 (2%)



BRIARWOOD - 214 (1%)



RUSSET - 215 (2%)



SILVERSTONE - 216 (1%)



GRAYSTONE - 217 (1%)



SABLE - 218 (2%)



WHITE ASPEN - 219



SPEC MIX® PRE-BLENDED MORTAR (M, S, N, O & STONE VENEER MORTAR)

INSTALLATION/APPLICATION

Mortar type should correlate with the particular masonry unit to be used. The specifier should evaluate the interaction of the mortar type and masonry unit specified. That is, masonry units having a high initial rate of absorption will have greater compatibility with mortar that has a high-water retentivity. The material properties of mortar that influence the structural performance of masonry are compressive strength, bond strength and elasticity. Because the compressive strength of masonry mortar is less important than bond strength, workability and water retentivity, the latter properties should be given principal consideration in mortar selection. Select mortar based on the design requirements and with consideration of code and specification provisions affected by the mortar.

The manufacturer will provide a sample of the proposed product for architectural approval and testing, if required. Preparation of this panel with all materials and systems employed in the final project is imperative. Retain the mock-up or field sample through the completion of the project.

When mixing, a mechanical batch mixer best ensures homogeneity, workability and good board life. Use clean, potable water and add the maximum amount consistent with optimum workability. Mixing time is five minutes and should be consistent from batch to batch. Tool mortar joints when the surface is thumb-print hard. Keep tooling time consistent. Do not strike joints too early or too late as the color will not remain consistent with the mock-up panel. Hand mixing mortar should be permitted only with written approval by the specifier who should outline hand-mixing procedures.

Mortar should be cured a minimum of 28 days. Clean masonry only with a national proprietary cleaning agent or potable water. Mortar shall be used and placed in final position within two-and-one-half hours after initial mixing or discarded at that time. Do not re-temper colored mortar. SPEC MIX® products are custom packaged to the specification. They must be kept dry, covered and protected from weather and other damage.

COLOR UNIFORMITY

The SPEC MIX® Mortar is BLENDED to provide color consistency, but job sites can cause color variations. Factors that can affect color are:

1. Tooling joints at varying degrees of hardness; tooling wet joints causes the color to be lighter; tooling dry joints causes color to be darker.
2. Washing the masonry before the mortar has properly cured, using too harsh chemicals, or improper washing techniques.
3. Re-tempering of the mortar
4. Use of Admixtures.
5. Too rapid or too slow curing due to changes in environmental condition.

Due to the impact of these factors SPEC MIX® can make no warranty of finished color consistency.

LIMITATIONS

SPEC MIX® Pre-Blended Mortar should be installed in accordance with the provisions of the local building code and applicable ASTM standards. Good workmanship coupled with proper detailing and design assures durable, functional, watertight construction.

PRECAUTIONS

Safety glasses and a dust mask are recommended when handling any mortar mixture containing silica. The cementitious materials mixed on site are alkaline in nature and on contact with water will irritate the eyes and skin. If contact with eyes occurs, flood eyes repeatedly with clean water and see a physician immediately. Do not rub eyes. Wash hands thoroughly after handling or before eating. Do not take internally. Keep out of reach of children.

SIZES AND EQUIPMENT

SPEC MIX® Pre-Blended Mortar is available in 80 lb. (36 kg.) packages for easy hand loading or in 3000 lb. (1362 kg.) reusable bulk bags to be used with the various patented SPEC MIX® silo systems. When using the silo system, once the bulk bags of mortar are delivered to the project site, the portable silo is loaded with a jobsite forklift and the product is dispensed into a mechanical batch mixer. (See silo operations manual.)

WARRANTY

Seller warrants that its Product will conform to and perform in accordance with the product specifications. The foregoing warranty is in lieu of all other warranties, express or implied, including, but not limited to, those concerning merchantability and fitness for a particular purpose. Because of the difficulty in ascertaining and measuring damages hereunder, it is agreed that, except for claims for bodily injury, Seller's liability to the Buyer shall not exceed the total amount billed and billable to the Buyer for the product hereunder.

MANUFACTURED BY:



A DIVISION OF PACKAGE PAVEMENT CO., INC.

DISTRIBUTED BY:

